

NISTS 2023

BE A CONNECTOR FOR TRANSFER STUDENT SUCCESS

Virtual • February 1-3 | Portland, OR • February 22-24

The following presentation was given at the 21st Annual Conference for the National Institute for the Study of Transfer Students. Please cite responsibly and direct questions to the original presenter(s).

Facilitated Discussion

2860 - Changing the Landscape of Credit Mobility: Exploring Accomplishments and Pain Points Leading to National Impact

Credits and Degree Pathways, Partnerships and Collaboration

Arizona State University invites you to a focus session to discuss accomplishments and pain points with course evaluation, pathway building, and department staffing. While ASU does have a robust transfer system, the Transfer Guide, the transfer evaluation office continues to explore ways to leverage technology and data-driven solutions that could benefit ASU and institutions nationally. This session will be interactive, as feedback will be critical for success in the creation of innovative solutions.

Katherine Antonucci, *Director of Special Projects*

Tanaya Dempsey, *Director for Academic Transfer Credit Solutions*

Arizona State University

Changing the Landscape of Credit Mobility

Exploring Accomplishments & Pain Points Leading to National Impact



**Tanaya Dempsey
Katherine Antonucci**

February 2023

Introductions & FUN Stuff



Session Goals

Share

Learn

Build Connections



ASU Goals

Understand

Learn

Build connections

Find solutions



**Who is here
today?**

Join at
slido.com
#2266 533



Agenda for today

- 1) Take corresponding colored sticky notes
- 2) Group Discussion
- 3) Learn about ASU's technology identations and plans
- 4) Give input on the plans



Sticky Note Key	Size		
	Small	Medium	Large
Institution Type			
2-year	Bright Green	Yellow	Blue
4-year	Dark Green	Light Green	Purple/ Pink

Discussion Questions

What are your successes in...

Transfer course evaluation

Transfer curriculum pathways

What are your pain points in...

Transfer related staffing

Discussion Questions

If you had a magic wand, and could envision the perfect transfer technology tool, what would it look like?

First thought best thought

Creativity encouraged!

Course Triangulator Overview

Course Triangulator

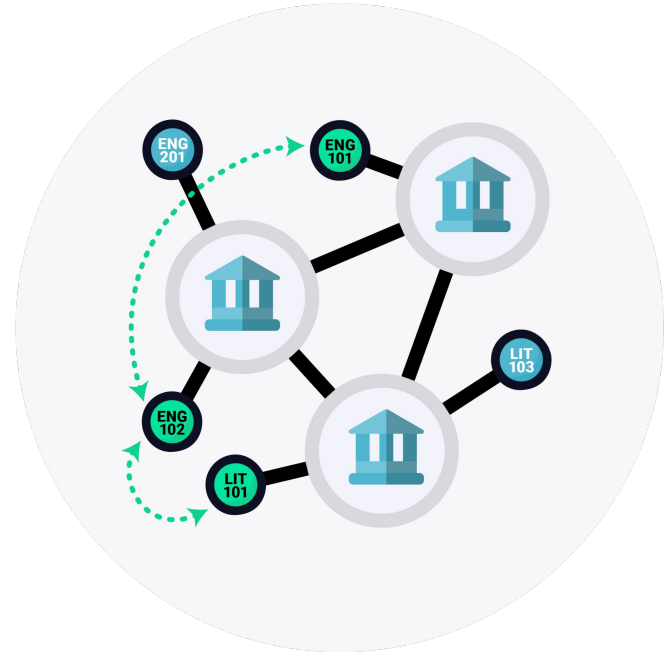
Build capability for institutions to **identify course equivalencies** through network effect. Move towards a workflow leveraged by data with **human input** building on data **confidence**.

How it works

- Leverages unilateral equivalencies and bilateral agreements across multiple institutions
- Algorithm evaluates existing rules and alignment between institution decisions
- Workflow suggests equivalency rules between institutions based on the transitive mathematical principle

Benefits

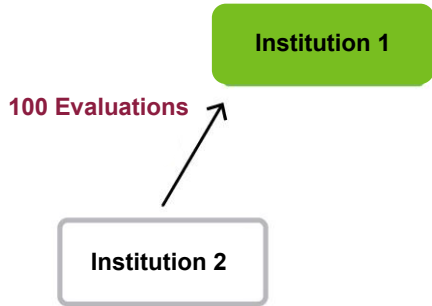
- Utilizes a network approach to rapidly increase course equivalencies through institutional participation
- Institutions maintain autonomy over evaluations, leveraged by technology and data



Credit Mobility - Course Triangulator

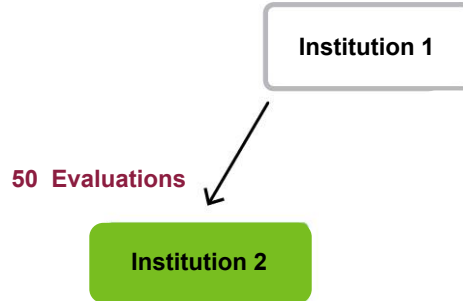
Institution 1

Institution 1 has 100 evaluations for institution 2



Institution 2

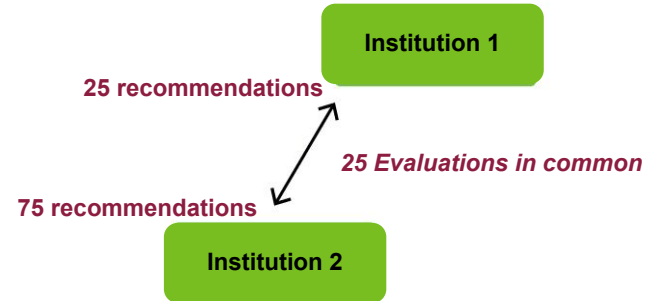
Institution 2 has 50 evaluations for institution 1



Triangulated

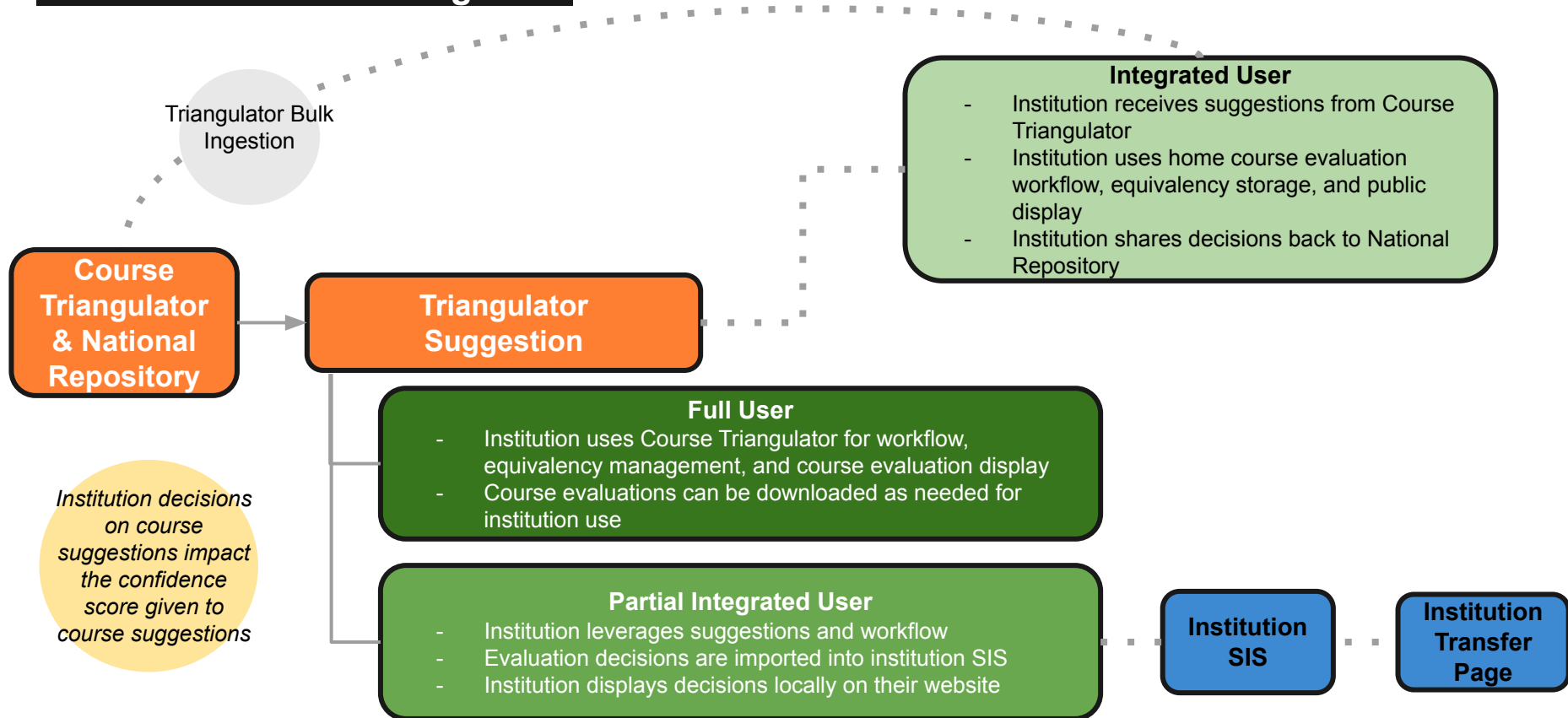
25 evaluations are in common

Institution 1 has 75 new evaluations that can be suggested to institution 2. Institution 2 can suggest 25 evaluations to institution 1



Course Triangulator

ASU Transfer Guide Integration



Course Triangulator Feedback

Triangulator Workflow Input

The screenshot displays the Triangulator web application interface. The top navigation bar includes the logo, 'Home', 'About', 'Dashboard', and 'Support' links. A left sidebar contains navigation options for 'WORKPLACE' (Users, Institution) and 'RULES' (Suggestions, Equivalencies, Messages). The main content area is titled 'Suggestions' and features a table with the following columns: Source institution, Source course, Credit hours, Suggested course, and Score. The table lists multiple suggestions from 'U OF NEVADA-RENO' for 'ENG 113' courses, all with a score of 96.2. A modal at the bottom of the screen shows '2 items selected' and provides buttons for 'Approve', 'Reject', and 'Re-assign'.

<input type="checkbox"/>	Source institution	Source course	Credit hours	Suggested course	Score			
<input checked="" type="checkbox"/>	U OF NEVADA-RENO	ENG 113	3	ENG 107	96.2	<input type="radio"/>	<input type="checkbox"/>	<input checked="" type="checkbox"/>
<input checked="" type="checkbox"/>	U OF NEVADA-RENO	ENG 113	3	ENG 107	96.2	<input type="radio"/>	<input type="checkbox"/>	<input checked="" type="checkbox"/>
<input type="checkbox"/>	U OF NEVADA-RENO	ENG 113	3	ENG 107	96.2	<input type="radio"/>	<input type="checkbox"/>	<input checked="" type="checkbox"/>
<input type="checkbox"/>	U OF NEVADA-RENO	ENG 113	3	ENG 107	96.2	<input type="radio"/>	<input type="checkbox"/>	<input checked="" type="checkbox"/>
<input type="checkbox"/>	U OF NEVADA-RENO	ENG 113	3	ENG 107	96.2	<input type="radio"/>	<input type="checkbox"/>	<input checked="" type="checkbox"/>
<input type="checkbox"/>	U OF NEVADA-RENO	ENG 113	3	ENG 107	96.2	<input type="radio"/>	<input type="checkbox"/>	<input checked="" type="checkbox"/>
<input type="checkbox"/>	U OF NEVADA-RENO	ENG 113	3	ENG 107	96.2	<input type="radio"/>	<input type="checkbox"/>	<input checked="" type="checkbox"/>
<input type="checkbox"/>	U OF NEVADA-RENO	ENG 113	3	ENG 107	96.2	<input type="radio"/>	<input type="checkbox"/>	<input checked="" type="checkbox"/>
<input type="checkbox"/>	U OF NEVADA-RENO	ENG 113	3	ENG 107	96.2	<input type="radio"/>	<input type="checkbox"/>	<input checked="" type="checkbox"/>
<input type="checkbox"/>	U OF NEVADA-RENO	ENG 113	3	ENG 107	96.2	<input type="radio"/>	<input type="checkbox"/>	<input checked="" type="checkbox"/>

2 items selected Approve Reject Re-assign X

Triangulator Workflow Input

The screenshot displays the Triangulator web application interface. At the top, there is a navigation bar with the logo 'TRIANGULATOR' and links for 'Home', 'About', and 'Dashboard'. On the right side of the navigation bar, there is a 'Support' link and a user profile icon.

The main content area is titled 'Suggestions' and features a search icon and a menu icon. Below the title, there are three tabs: 'New' (with a count of 21), 'Assigned' (which is the active tab), and 'History'.

The 'Assigned' tab displays a table with the following columns: 'Source institution', 'Source course', 'Credit hours', 'Suggested course', and 'Score'. Each row in the table includes a checkbox, a user profile icon, an 'X' icon, and a checkmark icon.

<input type="checkbox"/>	Source institution	Source course	Credit hours	Suggested course	Score			
<input type="checkbox"/>	U OF NEVADA-RENO	ENG 113	3	ENG 107	96.2		<input type="checkbox"/>	<input checked="" type="checkbox"/>
<input type="checkbox"/>	U OF NEVADA-RENO	ENG 113	3	ENG 107	96.2		<input type="checkbox"/>	<input checked="" type="checkbox"/>
<input type="checkbox"/>	U OF NEVADA-RENO	ENG 113	3	ENG 107	96.2		<input type="checkbox"/>	<input checked="" type="checkbox"/>
<input type="checkbox"/>	U OF NEVADA-RENO	ENG 113	3	ENG 107	96.2		<input type="checkbox"/>	<input checked="" type="checkbox"/>
<input type="checkbox"/>	U OF NEVADA-RENO	ENG 113	3	ENG 107	96.2		<input type="checkbox"/>	<input checked="" type="checkbox"/>
<input type="checkbox"/>	U OF NEVADA-RENO	ENG 113	3	ENG 107	96.2		<input type="checkbox"/>	<input checked="" type="checkbox"/>
<input type="checkbox"/>	U OF NEVADA-RENO	ENG 113	3	ENG 107	96.2		<input type="checkbox"/>	<input checked="" type="checkbox"/>

At the bottom of the sidebar, there is a green 'Upload' button with a cloud icon. Below the sidebar, the text '2023 Triangulator Engine' is visible.

Triangulator Workflow Input

TRIANGULATOR Home About Dashboard Support

WORKPLACE

- Users 8
- Institution

RULES

- Suggestions 21**
- Equivalencies
- Messages

Upload

2023 Triangulator Engine

← Suggestion Details Adjust

Source: U OF NEVADA-RENO

Suggestion date: Dec 12, 2022 96.2

General education category	Elective indicator	Suggested rule data
"ENG"	N	-

Queue

1/21 ^ v

[Return to table view](#)

Re-assign 👤

Reject **Accept**

Source

U OF NEVADA-RENO
RENO, NV

Subject	Number
ENG	113

Title
Composition I for International and Multilingual Students

3	-	L
Credit hours	Relationship	Level

1996-7 9999-9
Effective begin date Effective end date

Target

ARIZONASTATEUNIVERSITY
Tempe, AZ

Subject	Number
ENG	107

Title
First-Year Composition


3	-	L
Credit hours	Relationship	Level

1996-7 9999-9
Effective begin date Effective end date

Triangulator Settings Input


The screenshot shows the Triangulator web application interface. At the top, there is a navigation bar with the logo 'TRIANGULATOR' and links for 'Home', 'About', 'Dashboard', and 'Support'. A user profile icon is also present. On the left, a dark sidebar contains navigation options: 'WORKPLACE' with 'Users' (8) and 'Institution'; 'RULES' with 'Suggestions' (21), 'Equivalencies', and 'Messages'. A green 'Upload' button is at the bottom of the sidebar. The main content area is titled 'Settings' and includes a 'Save' button. It is divided into sections: 'Suggestion management' with a 'Frequency' dropdown set to 'Weekly'; 'Confidence score' with a 'Confidence score threshold' set to '80'; 'Threshold values' with links for 'See all' and 'Add threshold'; and 'Custom filters'. A right-hand panel displays the 'Arizona State University' logo and a list of settings: 'Institution', 'Districts', and 'Settings' (which is highlighted).

Workflow



Mock Up Feedback Link

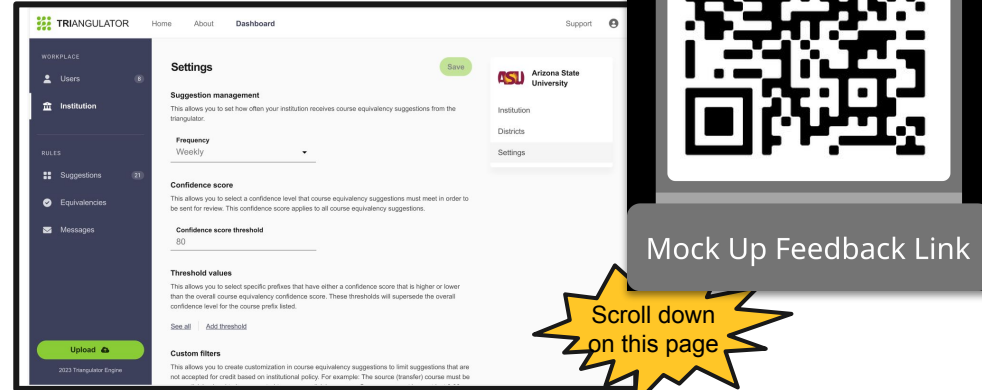
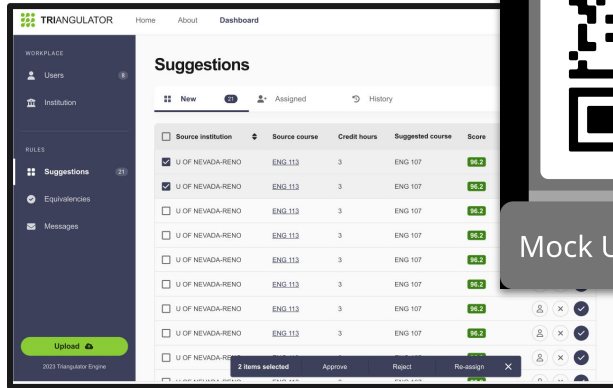
Settings



Mock Up Feedback Link



Scroll down on this page




Questions to think about:

- What is exciting about this technology?
- Where is the technology falling short?
- Is this technology something your institution would use? Why or why not?

FUN Stuff & Thank you Interested in more?

Fill out the survey later! Online or on paper

**If you add your name/contact information
you can be entered into a goodie bag
drawing!**



Google Survey Link

